

## Saarinen Style: Tulip Side Chair - Black Shell - Upholstered Seat Cushion

Inspired By: Eero Saarinen Tulip Side Chairs




Item No.: MC-1360-31


### Boucle Fabric Choices:



### Standard Leather Choices:



### Premium Leather Choices:



Product Category: [Dining Chairs](#)

Designer: [Eero Saarinen](#)

Product Group: [saarinen seating](#)

Modernism Style: [Mid-Century Modern](#)

## DESCRIPTION

Eero Saarinen, in his first collection in 1957 transformed executive seating into a fluid, sculptural form. The fluid and sculptural shapes influenced his future work, especially the Womb, Tulip, and Executive chairs.

### Key Features:

- Upholstered seat cushion,
- Black, molded fiber-reinforced polymer shell,
- Cast aluminum base with a glossy baked-on enamel finish
- Base rotates 360 degrees, and
- Choice of leather or fabric for the seat cushion.

### Dimensions (inches):

Overall: 19.5w x 21d x 32h  
 Seat Interior: 18w x 17d  
 Seat Height: 18.5h  
 Weight: 20lbs

### COM Requirements:

Leather: 10 sq ft  
 Fabric (54" width): .75 yds


## UPHOLSTERY CHOICES

### FABRIC CHOICES

We offer our own exclusive collection "boucle" textured fabric in an extensive collection of colors that are particularly suited for the mid-century modern furniture we make. This fabric and colors were custom made just for us, from a well-known North American mill. Made of 100% polyester, our boucle's are soft, durable (250K double rubs), stain and UV resistant.

|                             |  |
|-----------------------------|--|
| <b>Fabric Name:</b>         | Modern Boucle Fabric   |
| <b>Content:</b>             | 100% Post-Consumer recycled Polyester  |
| <b>Weight:</b>              | 22 oz/linear yard  |
| <b>Finish:</b>              | Greenshield™ (High Performance, Eco-friendly stain guard that beads liquids and easy to clean) |
| <b>Abrasion Resistance:</b> | 250,000 Double Rubs(ASTM D4157-13)   |
| <b>Crocking:</b>            | Wet: Class 5.0, Dry: Class 4.5 (AATCC 8)   |
| <b>Light Fastness:</b>      | Class 4.0 - 5.0 @ 40 hours (AATCC 16 3511)   |
| <b>Pilling Resistance:</b>  | Class 5.0 (ASTM D 3511)  |
| <b>Seam Slippage:</b>       | Warp: 85.8 lbs Fill: 125.20 lbs (ASTM D 4034)  |
| <b>Tensile Strength:</b>    | Warp: 177.0 lbs Fill: 234.0 lbs (ASTM D 5034)  |
| <b>Flammability:</b>        | Class 1 (CAL 117-2013)   |

We have arranged these swatches in color groups below. We are happy to mail you a physical piece of fabric so you can hold it in your hands. **Click on any of these swatches to see an enlarged view.**



|                       |                      |                          |                      |                     |                          |                    |                     |                     |                    |                     |                     |
|-----------------------|----------------------|--------------------------|----------------------|---------------------|--------------------------|--------------------|---------------------|---------------------|--------------------|---------------------|---------------------|
| Citrus Yellow<br>F216 | Melon Orange<br>F234 | Tangerine Orange<br>F235 | Poppy Orange<br>F236 | Cayenne Red<br>F223 | Chartreuse Green<br>F245 | Lime Green<br>F246 | Powder Blue<br>F253 | Aegean Blue<br>F254 | Royal Blue<br>F255 | Plum Purple<br>F257 | Silver Gray<br>F262 |
|-----------------------|----------------------|--------------------------|----------------------|---------------------|--------------------------|--------------------|---------------------|---------------------|--------------------|---------------------|---------------------|



|                    |                     |                   |                        |                   |
|--------------------|---------------------|-------------------|------------------------|-------------------|
| Smoke Gray<br>F263 | Winter Gray<br>F264 | Mica Gray<br>F265 | Midnight Black<br>F266 | Putty Tan<br>F273 |
|--------------------|---------------------|-------------------|------------------------|-------------------|

### LEATHER CHOICES

Below are the leather colors we offer for this product. Our **Standard Leathers** (denoted with the prefix L1) are top-grain, aniline-dyed, and then color corrected with a slight embossing to create a more uniform grain pattern. Our **Premium leathers** (denoted with the prefix L2) are also top-grain, aniline-dyed but have a soft feel to them and much of the hides natural grain patterns are retained.

All of our leathers are considered equally durable and are ideal for home or commercial use. To read more about leather, read our [A Guide to Understanding Upholstery Leather: A Primer](#). Features of our leather include:

- Top-grain Italian leather from Grade A hides
- Semi aniline-dyed (standard) and 100% aniline-dyed (premium)
- Made in Italy and imported to our factory
- Have a UV and Moisture Guard built into the dye
- Are not split hides or bonded leather

We are happy to mail you a physical piece of leather so you can hold it in your hands.

**Click on any of these swatches to see an enlarged view.**

#### Standard Leathers (Top Grain - Textured)



|                         |                        |                   |                      |                        |                       |                          |                           |                         |
|-------------------------|------------------------|-------------------|----------------------|------------------------|-----------------------|--------------------------|---------------------------|-------------------------|
| Arctic<br>White<br>L101 | Polar<br>White<br>L103 | Parchment<br>L115 | Earth<br>Tan<br>L124 | Cocoa<br>Brown<br>L131 | Java<br>Brown<br>L135 | Charcoal<br>Gray<br>L139 | Standard<br>Black<br>L143 | Standard<br>Red<br>L147 |
|-------------------------|------------------------|-------------------|----------------------|------------------------|-----------------------|--------------------------|---------------------------|-------------------------|

**Premium Leathers (Top Grain - Smooth)**



|                            |                         |                  |                   |                          |                        |                       |               |                         |                           |                      |                       |
|----------------------------|-------------------------|------------------|-------------------|--------------------------|------------------------|-----------------------|---------------|-------------------------|---------------------------|----------------------|-----------------------|
| Porcelain<br>White<br>L201 | Alpine<br>White<br>L203 | Buff Tan<br>L213 | Sandstone<br>L215 | Driftwood<br>Tan<br>L219 | Terra<br>Brown<br>L224 | Golden<br>Tan<br>L227 | Taupe<br>L229 | Saddle<br>Brown<br>L231 | Espresso<br>Brown<br>L235 | Navy<br>Blue<br>L237 | Cloud<br>Gray<br>L239 |
|----------------------------|-------------------------|------------------|-------------------|--------------------------|------------------------|-----------------------|---------------|-------------------------|---------------------------|----------------------|-----------------------|



|                          |                        |
|--------------------------|------------------------|
| Premium<br>Black<br>L244 | Premium<br>Red<br>L247 |
|--------------------------|------------------------|

**WOOD CHOICES**

After reviewing samples from 3 different manufacturers, we believe we have selected one of the finest tulip chair replica on the market. Some of the things that make our chair better than the less expensive ones on the market:

- Our chair swivel 360 degrees with a solid internal mechanism,
- Our fabric is a high performance boucle sourced in the USA that has a stain guard built into the fabric,
- Our shells use a special cured resin that is impact resistant and has a glossy finish;
- Our shells are not made of plastic, nor is our fabric wool